


Instruction Manual

VB-P EN Version

vacSy[®]
Vacuum System by Zepter

Other languages






Congratulations on purchasing the extraordinary Vacsy Vacuum Pump, a true essential for your lifestyle!

With VacSy® products, you're embracing a harmonious fusion of excellence, innovation, and elegance in your daily routine, all while prioritizing the well-being and happiness of your family.



Zepter has positively impacted the lives of more than 80 million satisfied users across 60+ countries, bringing pioneering health solutions and top-tier products. Experience the ease of enhancing your family's overall well-being with VacSy®!



CONTENTS

- VACSY VACUUM PUMP VB-P
- USB CABLE FOR CHARGE
- USER MANUAL

vacSy[®]

Vacuum System by Zepter



Safety Instructions



This manual uses specific ways to draw your attention to important details




Attention! It contains additional information and useful advice for the appropriate use of the product.



Warning! For safety reasons, be careful.

1. This user manual is an integral part of the product. Read carefully all the instructions and safety notices contained in the present manual as they give important information on the device's use and its maintenance. **Keep the manual for future reference!**
2. After removing the packaging, make sure the device is intact.
3. If you do not understand any information, do not use the device and refer to professionally qualified Zepter personnel.
4. Do not use Vacsy Pump if any damage is shown. In case of malfunctioning, switch it off, without trying to repair it. For any repairs, refer only to your Zepter Repair Centre.
5. Ensure that the USB cable does not get caught and does not rub against sharp edges.
6. Unplug the device from the power supply before starting any cleaning operations.
7. Do not plug or unplug the device with wet hands.
8.  **Warning!** Do not immerse the device in water or other liquids. Risk of injury caused by electric circuit!
9.  **Warning!** Do not use the device in a humid environment, such as a bathroom and/or in the presence of corrosive gases.
10. Do not use the Vacsy Pump outdoors and do not expose it to severe weather conditions, such as: rain, hail, snow, wind, etc.
11. Do not use Vacsy Pump in the presence of explosive, highly flammable materials, gas or naked flames.



12.  **Attention!** The working surface must be dry, at normal temperature (not hot) and without any obstacles.
13. This device can be used by children from 8 years and above, and by persons with reduced physical, sensory or mental capabilities or lack of experience and knowledge, only under supervision or if they have been instructed how to use the appliance safely and about the hazards involved. Children shall not play with the appliance. Cleaning and maintenance shall not be performed by children without supervision.
14. The Vacsy Pump is for home use only.
15. This device can only be assigned to functions it has been designed for as it is described in the user manual. The producer cannot be held responsible for any damage deriving from improper, incorrect or unreasonable use.
16. The appliance should be cleaned only with a slightly damp cloth. Never use abrasives, alcohol or other solvents.



Instructions for use

Before First Use

Please leave the device connected to the charger for a minimum of 8 hours. After this period, you can proceed to use it by following the instructions provided below.



USB OUTLET



START BUTTON

Power button

Manual function:

- Press the button, the white LEDs will flash intermittently, the pump starts to vacuum,
- Place the pump on the bowl valve, when the optimal vacuum is reached the LEDs will turn steady red,
- Press the button to switch off

Automatic function:

- Press the button twice within two seconds, the white LEDs will flash intermittently, the pump will start to vacuum,
- Place the pump on the valve of the bowl, when the optimal vacuum is reached the LEDs will turn red, switching off the pump automatically.

Maintenance and Cleaning

For the preventive maintenance of the pump, you should ideally include in your daily schedule:

- Check exterior for leaks
- Clean away any debris
- Check for excessive vibration or unusual noises
- Check heat tracing
- Unplug the appliance.
- Use a soft, damp cloth to clean the appliance. Do not use anything that could scratch or damage the surface. Never submerge the appliance in water or place it under running water. Never squirt detergent directly onto or into the appliance.
- Before using the appliance, make sure that it is completely dry.

Charging

- The battery charging time is 4 hours.
- If the battery is low, the white LED flashes quickly.
- When the device is charging, the red LED remains steady.
- When the battery is charged, the red LED turns off.
- Can be used during charging.

The device is equipped with a USB-C charging cable and can also be used on other devices (e.g. mobile power supply, computer USB port).

Operating Instruction

- The surrounding air should be clean; relative humidity should not exceed 80% at the maximum temperature of +40°C and atmospheric pressure 86kPa - 106kPa.
- Recommended temperature for charging is 0-45°C.
- Charging at low temperature, such as below 0°C, will result in lower capacity and reduced lifespan of battery.
- The package includes:
 - Vacsy Vacuum Pump, VB-P
 - USB-C cable
 - User Manual

Technical Data

NAME AND MODEL	VACSY VACUUM PUMP, VB-P
WEIGHT	0.186 KG
MATERIAL	VARIOUS
TYPE OF BATTERY	DC 3.7V/2000mAh LI-ION RECHARGEABLE BATTERY
CHARGING TIME	3-4 HRS
CHARGER/ADAPTER OUTPUT	3.7V 0.5A
POWER	DC5/1A (USB)
RATED POWER	4W
COUNTRY OF ORIGIN	MADE IN ITALY

Choosing And Preparing The Containers

The vast range of original accessories in the VacSy® line enables you to choose the most suitable container for the type of food to be stored.

Attention! Always adhere to the following rules.

- Food with a high water content will stay fresh longer, if stored in glass containers with a grid to separate the liquid from the solids.
- Polycarbonate canisters are usually best for storing dry food.
- When using universal lids on commercially-available containers, make sure the characteristics are suitable for vacuum packing and storing food.
- Lids must always be perfectly dry to avoid the passage of water during the vacuum creation phase.
- Never overfill the containers (leave at least two centimeters from the top of the container) to ensure that the pump does not suck up liquids.

- Fizzy drinks cannot be vacuum packed neither in bottles nor containers.

To enjoy the benefits of VacSy® to the fullest, we recommend using Zepter Masterpiece CookART to prepare your food in the healthiest way - without fats, water and salt.

Food retains its full flavour, vitamin content and organoleptic qualities. Contact your local Zepter representative or visit one of our sales outlets to find out more about the advantages of Zepter Masterpiece CookART.




The Range Of Vacsy® Products



VB-P VACUUM PUMP



VS-S SEALING UNIT



ROLLS

VS-R-3202
300 x 20 cm 2 pcs
VS-R-3282
300 x 28 cm 2 pcs
VS-R-SET
300 x 20 cm 1 pc
300 x 28 cm 1 pc

GLASS CONTAINERS



VS-011-15
15 x 15 cm - h 8.5 cm
capacity 1.10 l



VS-011-19
19 x 19 cm - h 9.5 cm
capacity 2.20 l



VS-011-20
20 x 13 cm - h 8.5 cm
capacity 1.50 l



VS-011-22
22 x 22 cm - h 10.5 cm
capacity 3.60 l



VS-011-26
26 x 20 cm - h 9.5 cm
capacity 3.80 l



VS-012-18
Ø 18 cm - h 9.5 cm
capacity 1.80 l



VS-012-23
Ø 23 cm - h 10.5 cm
capacity 3.30 l

CANISTERS



VS-013-05
Ø 11 cm - h 12.5 cm
capacity 0.75 l



VS-013-10
Ø 11 cm - h 19.5 cm
capacity 1.25 l



VS-013-15
Ø 11 cm - h 26.5 cm
capacity 1.75 l



VS-013-20
Ø 11 cm - h 33.5 cm
capacity 2.25 l



VS-013-12S
Ø 13.5 cm - h 12.5 cm
capacity 1.10 l



VS-013-12L
Ø 13.5 cm - h 19.5 cm
capacity 1.90 l

CHEESE BELLS CAKE COVERS



VS-015-30
30 x 22 cm - h 15 cm
capacity 5.20 l

SPICE CONTAINER



VS-013-02
8 x 8 cm - h 12 cm
capacity 0.45 l

FOOD JAR



VS-021-1
18 x 14 cm - h 20.5 cm
capacity 2.50 l

UNIVERSAL LIDS



VS-014-08
Ø from 4 to 8 cm



VS-014-16
Ø from 8 to 16 cm



VS-018-16
Ø 16 cm



VS-018-20
Ø 20 cm



VS-018-24
Ø 24 cm

BOTTLE CAPS



VS-016 / 2 pcs
Ø from 1.7 to 2 cm

Disposal

The following environmental information is applicable in the European Union and other European countries with separate collection systems.



Disposal of waste batteries

This product contains batteries. The symbol indicates that batteries should not be disposed of with normal household waste. Instead, they should be handed over to appropriate collection points to be recycled.

The batteries do not contain excessive levels of mercury, cadmium or lead, according to the provision of Directive 2006/66/EC and subsequent amendments.

For your own safety, do not remove the battery from the product and contact only the authorized Zepter Service Centre.

The replacement of the battery shall be done only by authorized Zepter Service Centre and never by the user.



Warning Prohibition of dumping of cells into fire. Never incinerate nor dispose of cells into fire. This is very dangerous as it may cause an explosion.



Disposal of used electrical and electronic devices

The symbol on the product or its packaging indicates that the end of its life, the product may not be treated as an ordinary household waste and must be disposed of in accordance with the instructions of your local authority at properly designated sites. You can also use an official WEEE collection service provider in accordance with directive 2002/96/EC.

Separate collection of individual components of EE equipment prevents negative effects of environmental pollution and minimizes danger to human health, which may occur as a result of improper product disposal. In addition, it enables reuse and recovery of the material, thus saving energy and raw materials. For detailed information on collecting, sorting, reuse and recycling of the product contact the provider of WEEE collection services or the authorized Zepter Service Centre.

Warranty

This device can only be assigned to the functions it has been designed for, in home conditions. The manufacturer cannot be held responsible for any damage deriving from improper, incorrect or unreasonable use.

All our appliances have undergone strict inspection tests and are guaranteed against manufacturing defects. The guarantee starts from the date of purchase. The date of purchase is the date shown on the invoice issued by the dealer upon the delivery of the appliance. Evidence of original purchase is required for warranty services, so it is important to keep your sales receipt.

The warranty period is applicable according to local country law and regulations in force.

The manufacturer undertakes to repair or replace cost-free within the warranty period those parts that prove to have manufacturing defects. Those defects that are not clearly attributable to either the material or the manufacturing will be examined at the ZEPTEK Service Centre or at our headquarters and charged according to the outcome.

This guarantee does not affect the consumer's statutory rights under applicable national legislation in force, nor the customer's rights against the retailer arising from the sales/purchase agreement.

In the absence of applicable national legislation, this guarantee will be the consumer's sole and exclusive legal remedy, and the manufacturer shall not be liable for any incidental or consequential damages for breach of any express or implied guarantee of this product. The liability of the manufacturer is limited to and shall not exceed the purchase price of the product actually paid by the consumer.



Attention! If, after the purchase of the product, its rating label has been removed or is not recognizable, the manufacturer reserves the right to refuse the warranty service.

If you have any comments or questions concerning the functioning of the device or warranty, please contact your ZEPTEK sales representative.

The warranty does not include:

- the parts which normally wear out
- any damages caused by transport, inadequate use, negligence and/or incorrect use
- any damages caused if the device has been used for other purposes than it was designed for
- any damages caused if safety regulations were not respected

and if the instructions in the User Manual were not followed

- any damages to the product resulting from repairs and/or maintenance is done by an unauthorized repair center.

The warranty is only valid if:

- The device shows material or manufacturing defects
- No signs of breaking by the customer
- No presence of non-original pieces.

Troubleshooting guide



Attention! Never try to repair the device.

Always refer to the authorized Zepter Service Centre.

Do not use the Vacsy Pump if any damage is shown. In case of malfunctioning, switch off and contact your authorized Zepter Service Centre.

MALFUNCTION	CAUSE	SOLUTION
The pump does not work.	The battery is on stand-by. The pump has malfunctioned.	Carry out the procedure as described in FIRST USE. Contact Zepter Customer Service.
No vacuum is created in the container.	The lid is positioned incorrectly on the container. Presence of food particles between the lid and the container. Damaged seal. Damaged lid valve.	Place the cover correctly and repeat the operation. Clean carefully. Replace the seal. (contact Zepter Customer Service). Replace the cover (contact Zepter Customer Service).
The vacuum is created, but does not last.	Food residue is between the two sponge gaskets. Damaged seal. Damaged lid valve. Food has fermented in the container.	Clean thoroughly. Replace the seal. (contact Zepter Customer Service). Replace the lid. (contact Zepter Customer Service). Do not eat the food.

Declaration of Conformity

Vacsy Pump complies with European directives:

- Directive 2006/95/EC of the European Parliament and of the Council relating to electrical equipment designed for use within certain voltage limits
- Directive 2014/30/EU of the European Parliament and of the Council relating to electromagnetic compatibility (recast)
- Directive 2011/65/EU of the European Parliament and of the Council on the restriction of the use of certain hazardous substances in electrical and electronic equipment

EC declaration of conformity guarantees that the device is safe and has been inspected and tested to meet all the requirements specified in the applicable standards, directives and regulations.

The serial production meets the requirements of:

Technical Regulations of the Customs Union 020/2011 "Electromagnetic compatibility of technical means". Technical Regulations of the Customs Union 004/2011 "On Safety of low-voltage equipment".



vacSy®

Vacuum System by Zepter

1 WARRANTY CARD: VACSY VACUUM PUMP VB-P

2 DATE OF PURCHASE: **3 WARRANTY PERIOD:** MONTHS

4 SERIAL NO.:

5 LOT NUMBER:

6 NAME AND ADDRESS OF PURCHASER:

7 FAULT/DEFECT:

8 STAMP AND SIGNATURE OF RETAILER:

9 AUTHORIZED SERVICE CENTER NAME AND ADDRESS:

E-MAIL:

TEL:

- 10** This warranty card has to be sent to the retailer or to the authorized service centre, together with the defective device and the receipt, as proof of purchase.

zepter
INTERNATIONAL
LIVE BETTER • LIVE LONGER



Discover the Zepter Healthy Lifestyle products



BIOPTON 
EFFICIENT THERAPY. TOTAL COMFORT.

MedAll

**SAFE AND EFFECTIVE
MEDICAL TREATMENT
FOR HEALTH,
BEAUTY & WELL-BEING**



zepter
LIFE BETTER. LONGER.

*The certified solution
for 99.9% clean and healthy air*

Therapy Air®

Suitable for allergy sufferers





KEEP YOUR EYES HEALTHY

 **HYPERLIGHT[®]**
EYEWEAR
SMART GLASSES





www.zepter.com

ZEPTER OWNED COMPANIES

ZEPTER ALBANIA, Tirana
ZEPTER AUSTRIA, Vienna
ZEPTER BELARUS, Minsk
ZEPTER BOSNIA AND HERZEGOVINA,
Sarajevo, Banja Luka
ZEPTER BULGARIA, Sofia
ZEPTER CANADA, Toronto
ZEPTER CROATIA, Zagreb
ZEPTER CZECH REP., Prague
ZEPTER EGYPT, Cairo
ZEPTER ESTONIA, Tallinn
ZEPTER GERMANY, Mönchengladbach
ZEPTER HUNGARY, Budapest
ZEPTER ITALY, Milan
ZEPTER JORDAN, Amman
ZEPTER KAZAKHSTAN, Almaty

ZEPTER LATVIA, Riga
ZEPTER LITHUANIA, Vilnius
ZEPTER MACEDONIA, Skopje
ZEPTER MOLDOVA, Chisinau
ZEPTER NEW ZEALAND, Auckland
ZEPTER POLAND, Warsaw
ZEPTER PRINCIPALITY OF MONACO,
Monte Carlo
ZEPTER ROMANIA, Bucharest
ZEPTER RUSSIA, Moscow
ZEPTER SERBIA, Belgrade
ZEPTER SLOVAKIA, Bratislava
ZEPTER SLOVENIA, Slovenj Gradec
ZEPTER SWITZERLAND, Wallerau
ZEPTER UKRAINE, Kiev
ZEPTER USA, North Bergen

ZEPTER DISTRIBUTOR

ALGERIA, HITEC Environnement
ANGOLA, Nebojsa CC
ARMENIA, AFINA-17 LLC, Travelon Ltd.
AUSTRALIA, The Sixth Dimension Pty Ltd T/A Light Frequency,
Zepter World Australia Pty Ltd.
AZERBAIJAN, Royal Home Design LLC
BELGIUM, Haromed BVBA, Trendy Cook
CYPRUS, Life's Quality Ltd
DENMARK, Govinda Consult APS
DOMINICAN REPUBLIC, Medicaluz
GEORGIA, King Style
GERMANY, Seifeld MZV Deutschland GmbH
GREECE, Life's Quality Ltd
HONG KONG, Solutions Health Care Products & Services
Ltd., Gold Beauty Ltd., Wessen, Swan Group Asia Limited,
Jesa Industrial Limite
ISRAEL, A.L.N. Import LTD
JAPAN, Aglex Inc.
KOSOVO, Living Longer
KUWAIT, Healthy Home Trading Co. W.L.L.
LIBYA, HITEC Environnement
MACAO, Solutions Health Care Products & Services Ltd., Wessen
MALAYSIA, Adventa Healthcare Sdn Bhd
MALTA, Delta Ltd.
MAURITIUS, Nutri Health Co Ltd.

MONGOLIA, Standlab Co Ltd
MONTENEGRO, Zepter d.o.o
MOROCCO, Lilmpharm
NAMIBIA, Nebojsa CC
NORWAY, Uno Vita
PEOPLES REPUBLIC OF CHINA PHILIPPINES, Shenzhen
Shande Brothers Medical Biotechnology Co, Ltd.
PHILIPPINES, BCP Dermatological Corp.
REPUBLIC OF TURKIYE, Derma Medical Kozmefic Ithalat
Ihracat Ve TIC Ltd.st
SINGAPORE, Zen Yu Pacific Pte. Ltd
SLOVENIA, Status d.o.o Metlika
SOUTH AFRICA, Nebojsa CC
SOUTH KOREA, Angel Korea Ltd.
SWEDEN, Gale Medical AB
SWITZERLAND, Life Resonance, Physiotherapie 011
SYRIA, Lady World Trading LLC
TAIWAN, Glorious Union Meditech Corporation (GUMT)
THE NETHERLANDS, Trendy Cook, Haromed BVBA, Beauty
Injection
TUNISIA, HITEC Environnement
UAE, Jash Animal National Company LLC, Lady World Trading
LLC, Zepter ME Trading LLC
UK, Colour Ministry Limited
ZIMBABWE, Nebojsa CC

Home Art & Sales Services AG
Sihleggstrasse 23
8832 Wallerau
Switzerland